


A hitherto unavailable and revolutionary vacuum pump which can be installed in all sprinklers and can drain water easily and quickly by operating just a valve.

Air & Water Vacuum pump for sprinkler

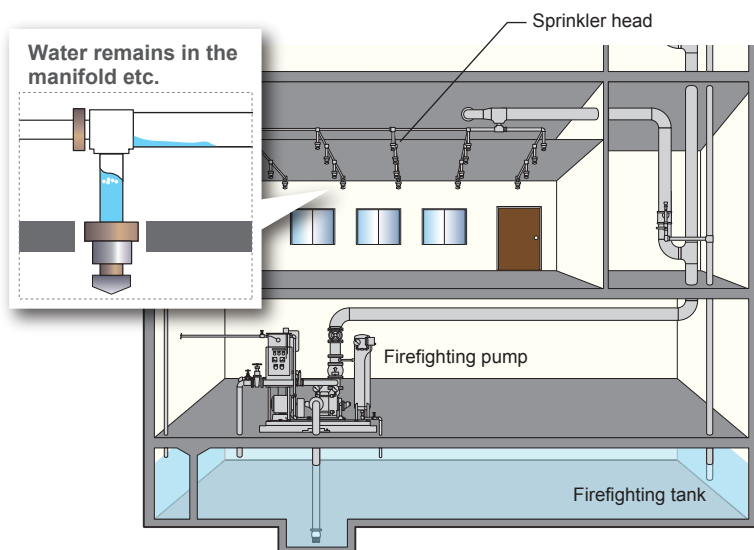


A revolutionary vacuum pump that can fully suck in both water and air with its outstanding suction power to dramatically reduce running costs as well.

Drains water easily by operating just a valve

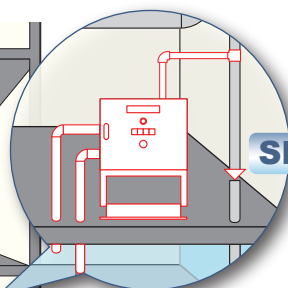
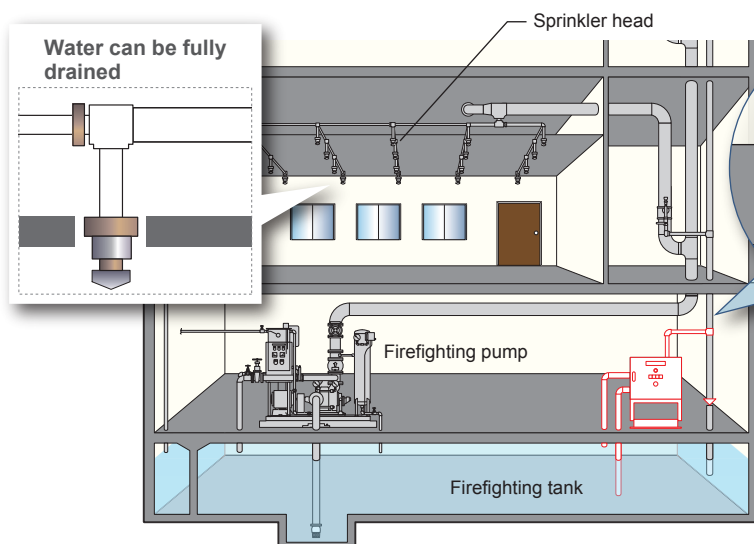
Water can be easily drained up to the head in a short time by operating just a valve during maintenance and upgrading works and when replacing the sprinkler head etc.

Conventional water draining example



Previous vacuum pumps that were brought in required a lot of manpower and time to manually remove the water remaining in the manifold etc. up to the head due to their weak suction power.

Example using a SP vacuum pump



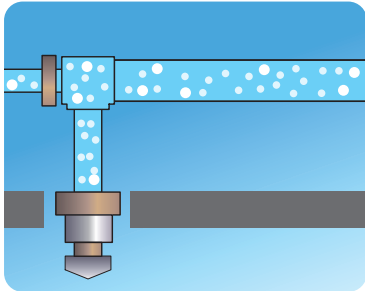
SP vacuum pump

A SP vacuum pump can reduce maintenance and operation costs substantially as it can greatly lower the manpower and time required to drain away the water remaining in the pipes simply by operating a valve due to its strong suction power.

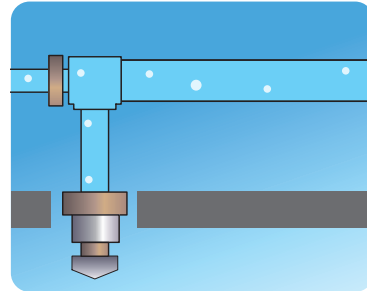
Extends the life of the pipes

By maintaining the inside of the piping until the sprinkler head in a vacuum state prior to flushing, the SP vacuum pump prevents residual air which cannot be removed using conventional techniques from dissolving in the water to form dissolved oxygen after flushing. By reducing the amount of dissolved oxygen, the piping can be protected from corrosion to prolong its lifespan.

(Effect of Henry' s law*) Henry' s Law: "The solubility of a gas in a liquid is directly proportional to the pressure of the gas" (dictionary of biology terms)



Under the conventional method, since the piping is flushed with air still remaining inside, the residual air is compressed by the pressurized water during flushing, resulting in a large amount of oxygen dissolving in the pressurized water. The dissolved oxygen leads to the corrosion of the piping as time passes.



Under the SP vacuum pump method, the piping can be flushed in a vacuum state because the air remaining in the piping until the sprinkler head is removed by the strong suction power of the pump. This prevents an increase in the amount of dissolved oxygen, thereby protecting the piping from corrosion.

Reduces flood damage e.g. when the head is damaged

If the sprinkler head etc. is damaged for some reason, under the conventional treatment method, waste water inside the piping is drained away by operating a valve. However, the required drainage cannot be achieved if the piping is not inclined, leading to great damages when a large amount of water flows out from the damaged location. In contrast, a SP vacuum pump can stop water leakage from the damaged location quickly with just a valve operation to prevent the water flooding damage from spreading due to its strong suction power for both air and water.

Can be installed in all sprinkler equipment

Can be installed in all sprinkler equipment with no need for large-scale construction work simply by connecting the SP vacuum pump directly to the waste water piping of the existing firefighting piping and equipment.

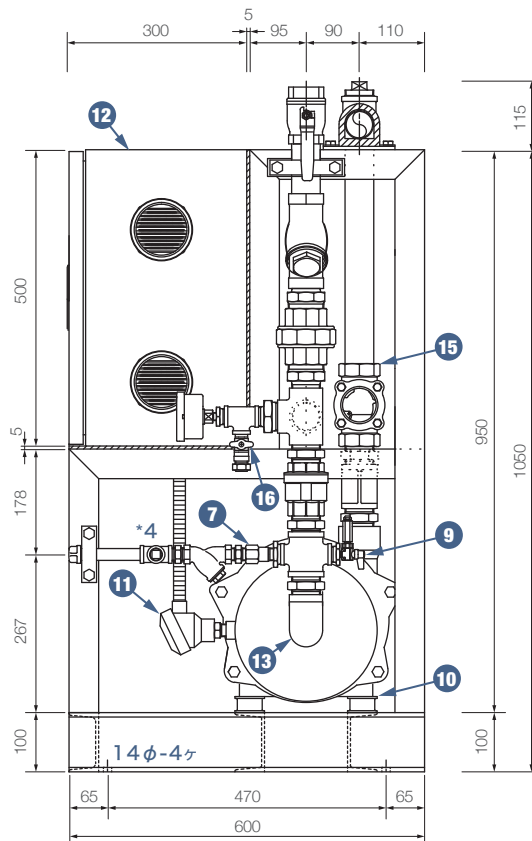
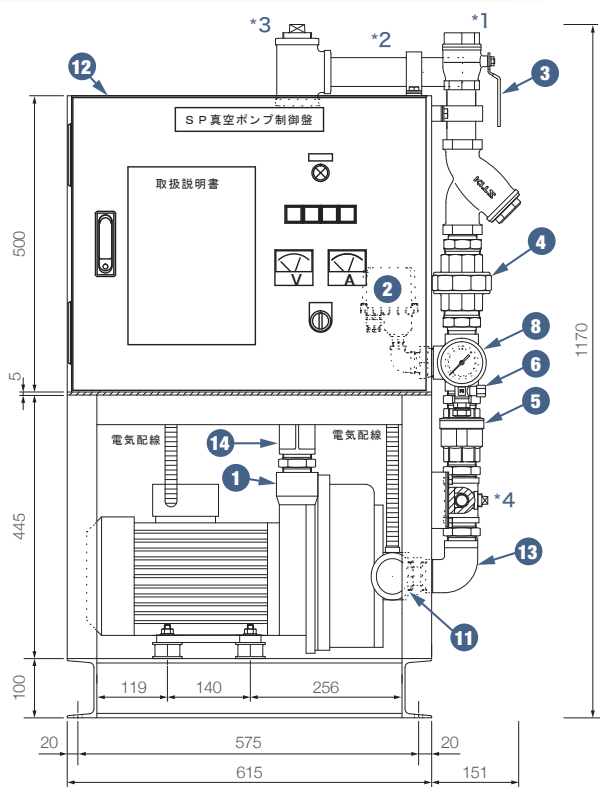
Systems that do not permit flood damage can also be easily upgraded

Since it is a high performance vacuum pump used in "vacuum sprinkler systems" to prevent flood damage, as a BCP measure, this can also be switched easily to a vacuum sprinkler system that is excellent at preventing flood damage.

The product can be also adapted flexibly to changes in the residential tenants.

*See the vacuum sprinkler system pamphlet for details.

Name and dimensions of each part



*1 Connect the SP drain pipe. (40A) *2 Discharge into the water tank. (40A) *3 Pour in 4L of pump-priming water initially.
*4 It will sink fire extinguishing water tank(15A) Note: Height must be within 2m down to the water surface of the tank.

1 Vacuum pump 40A (SCS)	5 Vacuum check valve 40A	9 Suction Valve 6A	13 Insulation Elbow
2 Vacuum switch 10A	6 Vacuum test valve 15A (close)	10 Vibration Proof Pedestal	14 Insulation Socket
3 Main piping valve 40A (open)	7 Flow regulating valve 15A	11 Temperature sensor 15A	15 Sight glass
4 Flow regulating valve 50A	8 Compound gauge 75Ø-8A	12 SP vacuum pump control panel	16 Test valve

Product Specifications

Product name	SP vacuum pump
Model	KD66-SCS-J
Inspired air	151m ³ /h-55mbar
Amount of water absorption	110L/min
Suction pressure	-90Kpa
Water replenishment capacity	8 L/min or more
Power supply	AC200V-3Ø-50/60Hz
Electric power	6.6kw
Weight	190kg
Cooling method	Self-suction
List price	2,200,000 yen (excluding tax)

► Front



► Side



Figure shown is a standard product and actual form will be decided in consultation with the customer.

●The content in this catalog is subject to change without prior notification.

If you have any questions or comments, please contact our general sales office.

K&G International

7-7-26-508 Yatsu Narashino City, Chiba Prefecture 275-0026, JAPAN

TEL: 81-47-474-9376 FAX: 81-47-474-9376

Cellphone: 81-90-2452-8229

E-mail : gng@s8.dion.ne.jp

http://kandg.jimdo.com You-Tube:gng716